

Lifos Go 200Ah Technical Data Sheet (LB0200)

ELECTRICAL SPECIFICATIONS

Nominal Voltage	12.8V
Nominal Capacity	200Ah
Energy	2560Wh
Resistance	≤10mΩ
Efficiency	≥90%
Self Discharge	≤3% per month
Maximum Batteries in Series (see table page 4)	4PCS
Maximum Batteries in Parallel (see table page 4)	4PCS

DISCHARGE SPECIFICATIONS

Continuous Discharge Current	<150A
Peak Discharge Current	150A (30 minutes)
Peak Discharge Current	200A (5 minutes)
BMS Discharge Current Cut Off	>150A (6 seconds)
BMS High Temperature Cut Off	50°C Charge/60°C Discharge
Recommended Low Voltage Disconnect	≥11.2V
Reconnect Voltage	≥12.8V
Short Circuit Protection	>1000A / External fuse is necessary

TEMPERATURE SPECIFICATIONS

Discharge Temperature	-20-60°C
Charge Temperature	0-50°C
Storage Temperature	-20-40°C
BMS High Temperature Cut-Off	85°C±5°C

MECHANICAL SPECIFICATIONS

Dimensions inc terminals (LxWxH)	522 x 239 x 225mm
Weight	24.5kg
Terminal Type	Threaded insert, M8
Terminal Torque	<10N.m
Case Material	PC & ABS UL94V-0
Enclosure Protection (IP rating)	IP54
Cell type - Chemistry	LiFePO4

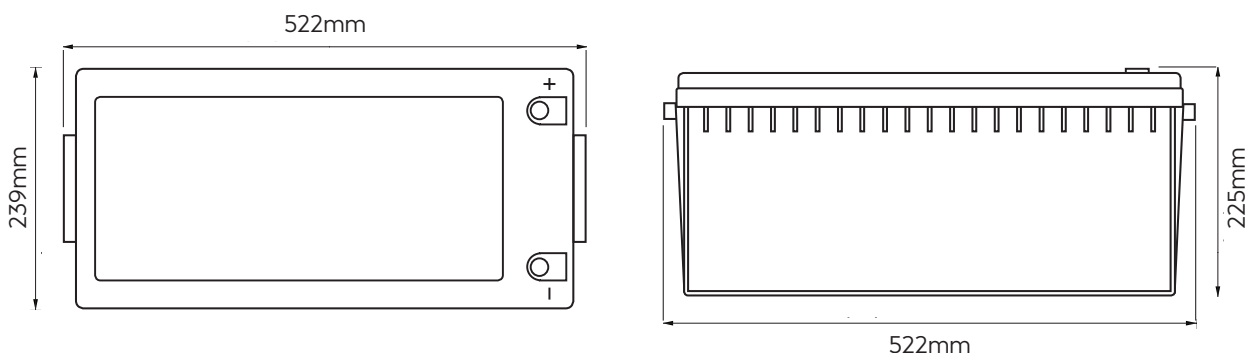
CHARGE SPECIFICATIONS

Recommended Charge Current	40-100A
Maximum Charge Current	120A
BMS Charge Current Cut Off	>100A
Recommended Charge Voltage	14.4V-14.6V
BMS Charge Voltage Cut Off	3.75V±0.025V/cell
Reconnect Voltage	2.95V±0.02V/cell
Balancing Voltage	3.45V/cell

COMPLIANCE SPECIFICATIONS & COMMUNICATIONS

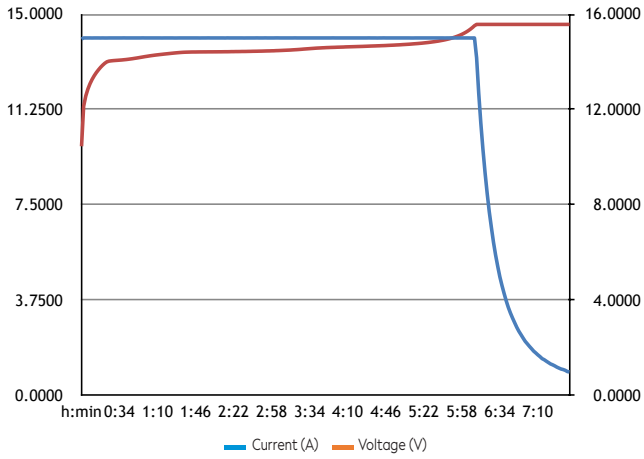
Certifications	CE - EN 55032:2015/7 UN38.3	AGC AGC
Shipping Classification	UN3480	Class 9 See MSDS
Communications	Bluetooth Information App	Android & IOS

DIMENSIONAL SPECIFICATIONS

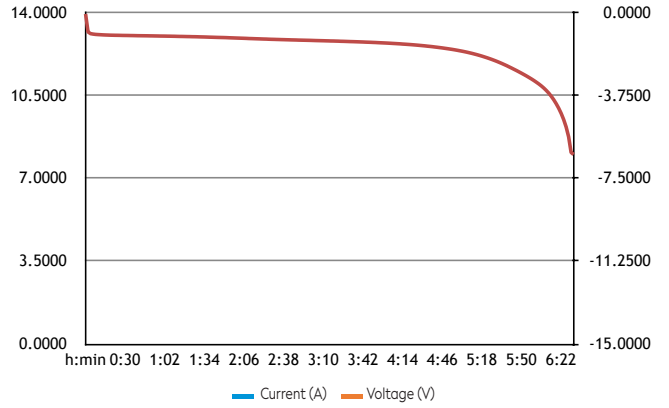


PERFORMANCE CHARACTERISTICS

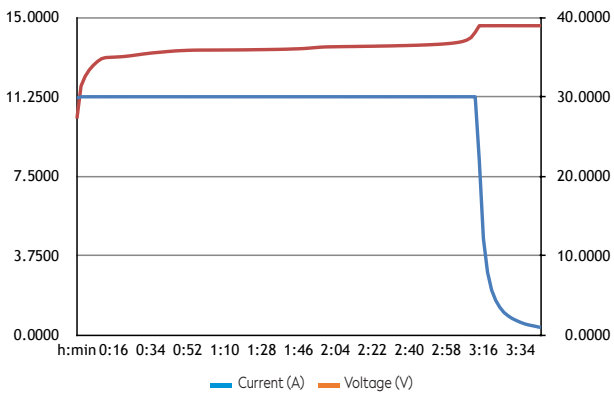
15A Charge @ 5°C



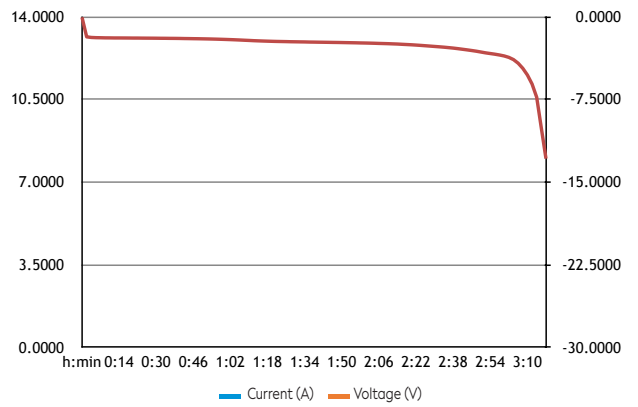
15A Discharge @ 5°C



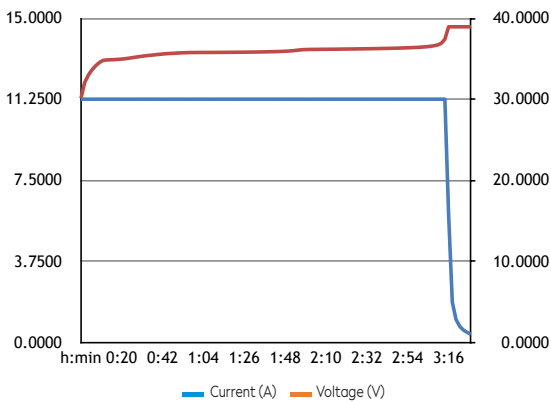
30A Charge @ 25°C



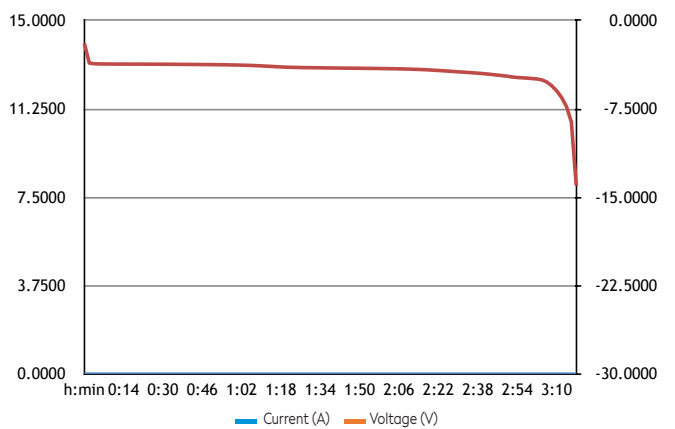
30A Discharge @ 25°C



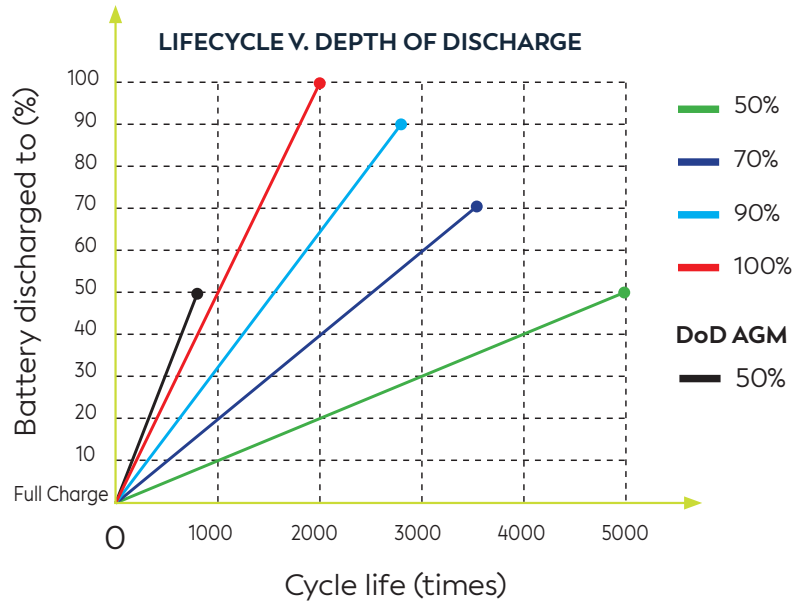
30A Charge @ 35°C



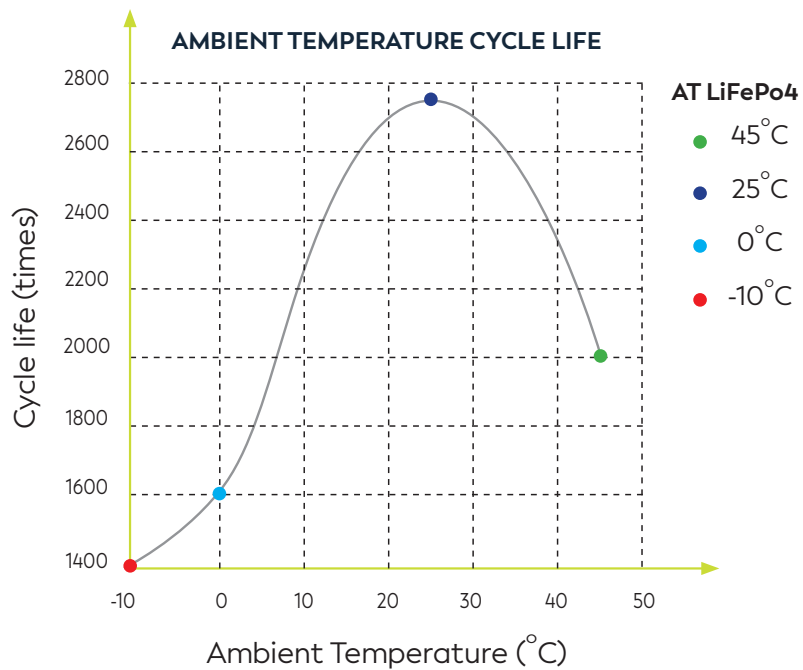
30A Discharge @ 35°C



PERFORMANCE CHARACTERISTICS



Depth of Discharge	100% DOD	90% DOD	70% DOD	50% DOD
Cycle life (times)	2000	2750	3500	5000



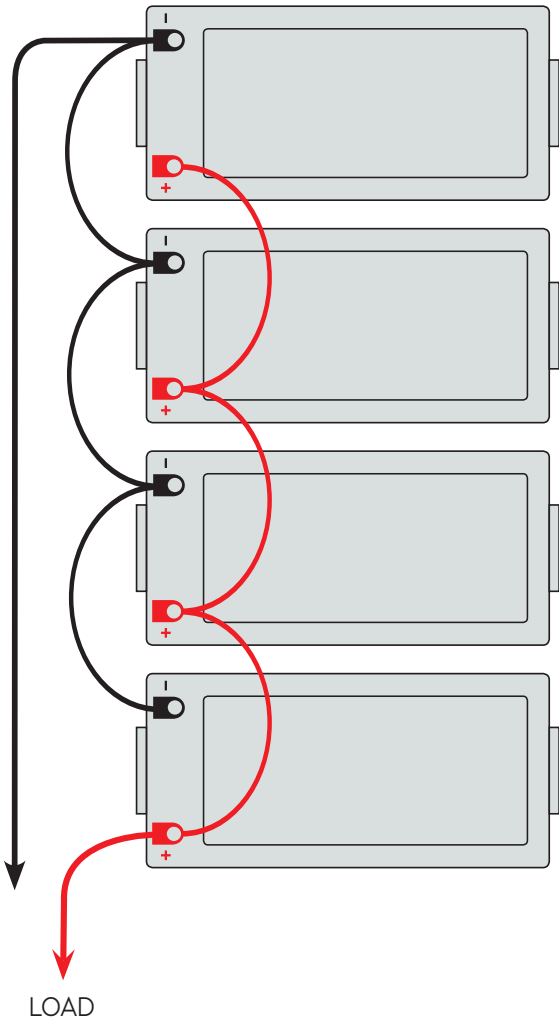
Ambient Temperature	-10°C	0°C	25°C	45°C
Cycle life (times)	1400	1600	2750	2000

POWER BANK CREATION

Lifos Go 200Ah can be connected up in parallel or series when needed but only in the below configurations:

PARALLEL	SERIES			
	1 (12v)	2 (24v)	3 (36v)	4 (48v)
1	YES	YES	YES	YES
2	YES	YES	YES	YES
3	YES	YES	NO	NO
4	YES	YES	NO	NO

4 parallel



4 Series/48V

